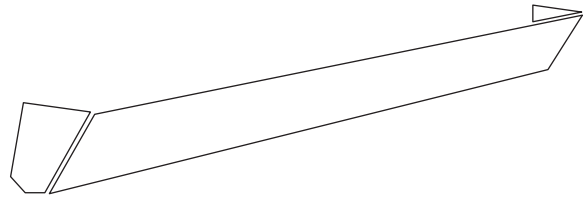


RADIANT SYSTEMS, INC.

1006 W HWY 20 PO • Box 47, Valentine, NE 69201
 Visit: www.radiantsystemsinc.com for more information



ARCHITECTURAL AND ENGINEERING SPECIFICATIONS *

Furnish and install where indicated, Type C–Series Comfort Cove® heaters as manufactured by Radiant Systems Inc., Valentine, NE. Heaters shall be cULus listed. The heater shall be designed to provide radiant and convection heating in the area to be heated.

CONSTRUCTION:

Front Panel: Shall be extruded aluminum, coated with a “flat finish” to produce maximum emissivity. Off-white, Almond, Walnut, Sandalwood and Pure White high temperature finishes are to be specified.

Back Shield Reflector: Shall be formed of minimum 18 gauge reflective galvanized steel and shall cover entire back portion of the radiant heat emitting front panel. Back shield reflector shall also contain a wire raceway and a ventilated electrical junction box such to provide electrical hook up on either end. Ventilation openings are to be integral to back shield reflector.

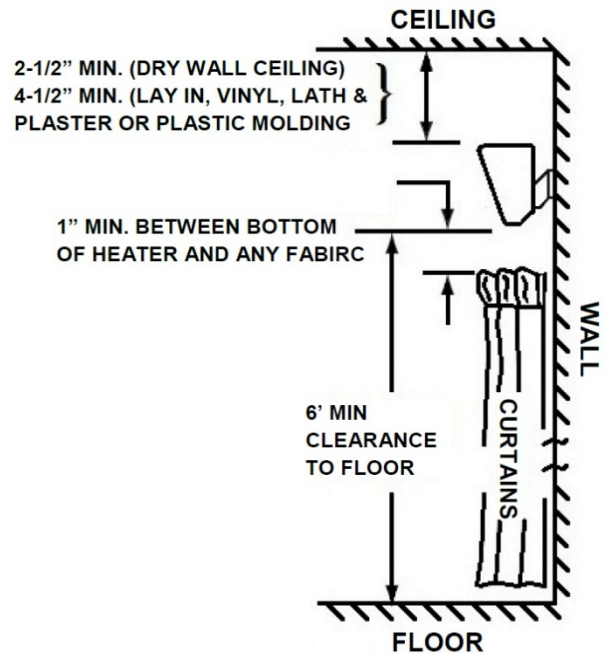
Electrical: Internal wiring shall be 12 Gauge, 125 Degree Celsius rated UL 3173 XLPE.

Heating Element: Shall be aluminum sheathed and shall consist of 80/20 nickel-chrome resistance wire and carry a ten (10) year factory warranty.

Installation: Mounting brackets and back shield reflector shall be of single piece construction permitting efficient installation.

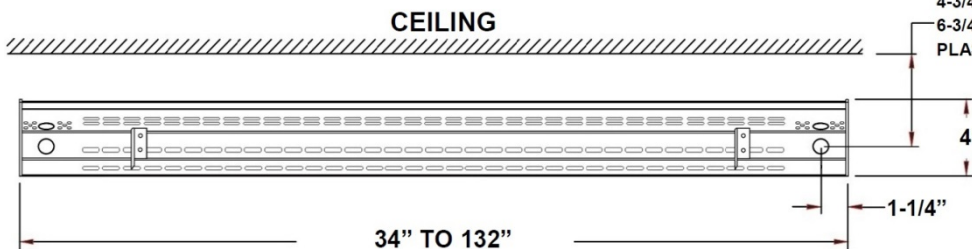
SELECTION CHART

Catalog Number	Voltage	Wattage	Amperes	Length
C-4512	120	450	3.8	34"
C-4508	208	450	2.2	34"
C-4524	240	450	1.9	34"
C-6012	120	600	5.0	47"
C-6008	208	600	2.9	47"
C-6024	240	600	2.5	47"
C-7512	120	750	6.2	59"
C-7508	208	750	3.6	59"
C-7524	240	750	3.1	59"
C-9012	120	900	7.6	71"
C-9008	208	900	4.3	71"
C-9024	240	900	3.8	71"
C-10512	120	1050	8.8	83"
C-10508	208	1050	5.0	83"
C-10524	240	1050	4.4	83"
C-12012	120	1200	10.0	94"
C-12008	208	1200	5.8	94"
C-12024	240	1200	5.0	94"
C-15008	208	1500	7.2	106 1/4"
C-15024	240	1500	6.3	106 1/4"
C-18008	208	1800	8.6	118 1/4"
C-18024	240	1800	7.5	118 1/4"
C-20008	208	2000	9.6	132"
C-20024	240	2000	8.3	132"

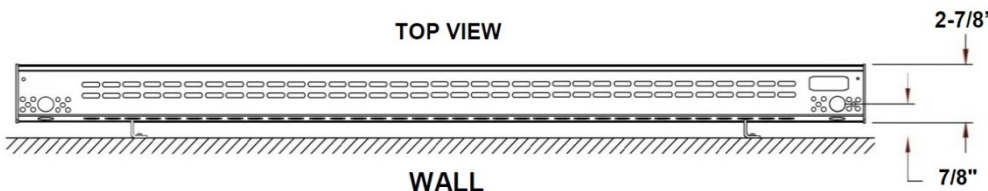


* Radiant Systems Inc. reserves the right to change specifications without prior notice.

REAR VIEW



TOP VIEW



CEILING TO CENTER OF
 KNOCK OUT
 4-3/4" MIN. (DRY WALL CEILING)
 6-3/4" MIN. (LAY IN, VINYL, LATH &
 PLASTER OR PLASTIC MOLDING)